



**Twin States Music Co.**

1811 O'Keefe Road  
Hudson, WI 54016  
715-386-5491 ph.  
612-685-0484 cell  
715-386-5488 fax.



[www.twinstatesmusic.com](http://www.twinstatesmusic.com)

# Location Stats Report for RFSU21 - RIVER FALLS SUMMER 2021

Report Date: 09/08/2021

**League Message**

\*\*\* CONGRATS TO THE FOLLOWING TEAMS ...

UPPER LEAGUE

- 1ST PLACE SHOW ME THE BUNNY (#5)
- 2ND PLACE SHAKE AND BAKE (#3)
- 3RD PLACE YOSHI AND CARROTS (#2)
- 4TH PLACE SHEEP HERDER (#8)

MIDDLE UPPER

- 1ST PLACE ARMED AND HAMMERED (#3)
- 2ND PLACE CENTER AND DEEP (#4)
- 3RD PLACE THE LINDYS (#1)
- 4TH PLACE SWAT TEAM (#2)

MIDDLE LEAGUE

- 1ST PLACE JO AND MEL (#4)
- 2ND PLACE CHAZ AND ANTHONY (#2)
- 3RD PLACE JUST MISSED (#1)
- 4TH PLACE WICKED GAMES (#3)

LOWER LEAGUE

- 1ST PLACE LORD OF THE BOARDS (#1)
- 2ND PLACE BETTER AT DRINKING (#3)
- 3RD PLACE STARVING DARTERS (#2)
- 4TH PLACE MWA (#4)

## Team Standings, sorted by Percent Wins

Team	Games	Wins	Losses	Win %
<b>Division: LOWER</b>				
LORD OF THE BOARDS	143	94	49	65.7
STARVING DARTERS	143	83	60	58.0
BETTER AT DRINKING	143	81	62	56.6
MWA	143	73	70	51.0
180 PROOF	117	57	60	48.7
FUCK CANCER	117	55	62	47.0
BROZ DOMINATORZ	117	49	68	41.9
THE SWEETDARTS	117	45	72	38.5
DARTY DEEDS	104	29	75	27.9
<b>Division: MIDDLE</b>				
JUST MISSED	143	93	50	65.0
CHAZ AND ANTHONY	143	88	55	61.5
JO AND MEL	143	77	66	53.8
WICKED GAMES	143	76	67	53.1
TBA	117	55	62	47.0

Team	Games	Wins	Losses	Win %
DART NADOS	117	50	67	42.7
JUST 1 MORE	117	46	71	39.3
DOUBLE Ds	117	35	82	29.9
<b>Division: MIDDLEUPPER</b>				
THE LINDYS	143	91	52	63.6
ARMED AND HAMMERED	143	78	65	54.5
SWAT TEAM	143	74	69	51.7
CENTER AND DEEP	143	69	74	48.3
CRASH N BURN	117	56	61	47.9
DART VADERS	117	55	62	47.0
BULL MAFIA	117	52	65	44.4
BABY DARTS	117	45	72	38.5
<b>Division: UPPER</b>				
SHAKE AND BAKE	143	82	61	57.3
JUST SLIP ER IN	117	66	51	56.4
YOSHI AND CARROTS	143	80	63	55.9
SHOW ME THE BUNNY	143	75	68	52.4
NEIGHBOR BANGERS	117	55	62	47.0
BUTCH AND LANCE	117	55	62	47.0
SHEEP HERDER	143	56	87	39.2
PAT AND BRAD	117	45	72	38.5

## Last Match Results

Team	Against	Date	Week	Games	Wins	Losses	Forfeits
LORD OF THE BOARDS	BETTER AT DRINKING	08/30/2021	12	13	11	2	0
THE LINDYS	SWAT TEAM	08/30/2021	12	13	10	3	0
JO AND MEL	CHAZ AND ANTHONY	08/30/2021	12	13	9	4	0
JUST MISSED	WICKED GAMES	09/06/2021	12	13	9	4	0
ARMED AND HAMMERED	CENTER AND DEEP	08/30/2021	12	13	9	4	0
STARVING DARTERS	MWA	08/30/2021	12	13	9	4	0
SHOW ME THE BUNNY	SHAKE AND BAKE	08/30/2021	12	13	7	6	0
YOSHI AND CARROTS	SHEEP HERDER	08/23/2021	12	13	7	6	0
DART VADERS	ARMED AND HAMMERED	08/16/2021	10	13	6	7	0
TBA	JO AND MEL	08/13/2021	10	13	6	7	0
SHEEP HERDER	YOSHI AND CARROTS	08/23/2021	12	13	6	7	0
CRASH N BURN	CENTER AND DEEP	08/16/2021	10	13	6	7	0
SHAKE AND BAKE	SHOW ME THE BUNNY	08/30/2021	12	13	6	7	0
JUST SLIP ER IN	SHEEP HERDER	08/16/2021	10	13	5	8	0
180 PROOF	MWA	08/16/2021	10	13	5	8	0
BUTCH AND LANCE	SHAKE AND BAKE	08/16/2021	10	13	5	8	0
NEIGHBOR BANGERS	SHOW ME THE BUNNY	08/16/2021	10	13	5	8	0
CENTER AND DEEP	ARMED AND HAMMERED	08/30/2021	12	13	4	9	0
MWA	STARVING DARTERS	08/30/2021	12	13	4	9	0
BULL MAFIA	SWAT TEAM	08/16/2021	10	13	4	9	0
BROZ DOMINATORZ	STARVING DARTERS	08/16/2021	10	13	4	9	0
DOUBLE Ds	JUST MISSED	08/16/2021	10	13	4	9	0
FUCK CANCER	BETTER AT DRINKING	08/16/2021	10	13	4	9	0
WICKED GAMES	JUST MISSED	09/06/2021	12	13	4	9	0
JUST 1 MORE	CHAZ AND ANTHONY	08/13/2021	10	13	4	9	0
DART NADOS	WICKED GAMES	08/16/2021	10	13	4	9	0
CHAZ AND ANTHONY	JO AND MEL	08/30/2021	12	13	4	9	0
SWAT TEAM	THE LINDYS	08/30/2021	12	13	3	10	0
BABY DARTS	THE LINDYS	08/16/2021	10	13	2	11	0
BETTER AT DRINKING	LORD OF THE BOARDS	08/30/2021	12	13	2	11	0
THE SWEETDARTS	LORD OF THE BOARDS	08/16/2021	10	13	2	11	0

Team	Against	Date	Week	Games	Wins	Losses	Forfeits
DARTY DEEDS	BROZ DOMINATORZ	08/09/2021	9	13	0	13	0
PAT AND BRAD	YOSHI AND CARROTS	08/16/2021	10	13	0	13	13

## Division LOWER, Combined X01/Cricket games, sorted by Team + PPD:

Player	Games	Wins	PPD	MPR	9DO	10DO	11DO	12DO	13DO	14DO	15DO	6RO	Hat	LTon	HTon	Ton80	HstTon	HstOut	3BD	Whrse	Assist	Hat	5MR	6MR	7MR	8MR	9MR
<b>180 PROOF</b>																											
ALICIA ROEN	117	35	16.15	1.60	0	0	0	0	0	0	0	1	2	37	0	0	150	97	0	0	10	0	11	6	3	0	0
JOLEEN GILBERTSON	26	3	16.11	1.53	0	0	0	0	0	0	0	0	0	7	1	0	151	39	0	0	1	0	1	2	1	0	0
NICOLE WHIPPLE	91	17	14.98	1.31	0	0	0	0	0	0	0	1	0	16	0	0	126	73	0	0	16	0	7	1	1	0	1
Team Totals:	234	55	15.69	1.48	0	0	0	0	0	0	0	2	2	60	1	0	151	97	0	0	27	0	19	9	5	0	1
<b>BETTER AT DRINKING</b>																											
DAN CALLANAN	26	11	19.08	2.09	0	0	0	0	0	0	0	2	3	14	0	0	150	83	0	0	5	0	9	1	0	0	0
MISSY GRUWELL	117	46	17.12	1.75	0	0	0	0	0	1	0	2	5	44	0	0	150	95	0	0	8	1	10	4	4	0	0
THERESA CALLANAN	52	15	15.88	1.58	0	0	0	0	0	0	0	0	0	17	0	0	120	38	0	0	7	0	5	2	0	0	0
HEIDI ELLYSON	65	3	14.65	1.25	0	0	0	0	0	0	0	1	0	6	0	0	120	64	0	0	15	0	3	1	0	0	0
ASHLEY LARSON	26	6	13.71	1.20	0	0	0	0	0	0	0	0	0	2	0	0	140	28	0	0	4	0	1	0	1	0	0
Team Totals:	286	81	16.13	1.58	0	0	0	0	0	1	0	5	8	83	0	0	150	95	0	0	39	1	28	8	5	0	0
<b>BROZ DOMINATORZ</b>																											
JON CARLIN	117	27	16.23	1.73	0	0	0	0	0	0	0	0	1	26	1	0	160	72	0	0	7	1	14	4	2	0	0
KELSIE WOLSON	117	15	14.21	1.11	0	0	0	0	0	0	0	0	0	13	0	0	131	86	0	0	14	0	1	0	0	0	0
Team Totals:	234	42	15.22	1.43	0	0	0	0	0	0	0	0	1	39	1	0	160	86	0	0	21	1	15	4	2	0	0
<b>DARTY DEEDS</b>																											
DON HESS	91	21	16.59	1.46	0	0	0	0	0	0	0	0	1	24	1	0	160	79	0	0	2	0	6	0	1	0	0
MOLLY HESS	13	0	15.64	0.85	0	0	0	0	0	0	0	0	0	2	0	0	119	0	0	0	0	0	0	0	0	0	0
KIP	13	0	15.49	1.56	0	0	0	0	0	0	0	0	0	2	0	0	120	0	0	0	0	0	0	0	0	0	0
LISA HESS	91	7	14.12	1.18	0	0	0	0	0	0	0	0	0	10	0	0	140	60	0	0	9	0	0	1	0	0	0
Team Totals:	208	28	15.38	1.30	0	0	0	0	0	0	0	0	1	38	1	0	160	79	0	0	11	0	6	1	1	0	0
<b>FUCK CANCER</b>																											
KIM FULLERTON	117	30	18.21	1.75	0	0	0	0	0	0	0	0	5	48	0	0	150	120	0	0	10	0	14	6	2	0	0
MIKE FULLERTON	52	9	16.30	1.34	0	0	0	0	0	0	0	0	0	7	0	0	124	90	0	0	5	0	3	2	0	0	0
BOBBI JO PLASTER	65	15	15.58	1.40	0	0	0	0	0	0	0	0	0	15	0	0	122	98	0	0	7	0	3	1	0	0	1
Team Totals:	234	54	17.04	1.56	0	0	0	0	0	0	0	0	5	70	0	0	150	120	0	0	22	0	20	9	2	0	1
<b>LORD OF THE BOARDS</b>																											
MATT WEIS	143	56	18.72	1.83	0	0	0	0	0	0	0	0	3	73	0	0	150	95	0	0	22	0	10	6	5	0	0
REID WILSON	143	37	16.87	1.56	0	0	0	0	0	0	0	1	1	51	0	0	150	84	0	0	21	0	13	1	2	0	0
Team Totals:	286	93	17.80	1.69	0	0	0	0	0	0	0	1	4	124	0	0	150	95	0	0	43	0	23	7	7	0	0
<b>MWA</b>																											
DICKY	13	7	19.05	1.97	0	0	0	0	0	0	0	0	1	9	0	0	150	86	0	0	1	0	2	1	1	0	0
LORI EDMUNDSON	39	10	17.37	1.86	0	0	0	0	0	0	0	0	0	18	0	0	124	31	0	0	8	0	6	3	1	0	0
KELLY ANDERSON	91	18	15.17	1.39	0	0	0	0	0	0	0	0	1	16	0	0	150	95	0	0	9	0	5	4	0	0	0
AMANDA HANSON	143	36	14.40	1.45	0	0	0	0	0	0	0	0	0	23	0	0	140	75	0	0	14	2	10	4	2	0	0
Team Totals:	286	71	15.23	1.49	0	0	0	0	0	0	0	0	2	66	0	0	150	95	0	0	32	2	23	12	4	0	0
<b>STARVING DARTERS</b>																											
KYLE MACKAY	91	35	18.25	1.80	0	0	0	0	0	0	0	1	7	36	0	0	150	108	0	0	13	0	8	4	4	0	0
CARTER LOWE	143	38	15.34	1.41	0	0	0	0	0	0	0	1	2	31	1	0	157	57	0	0	26	1	13	4	0	0	0
TIM	39	6	14.99	1.25	0	0	0	0	0	0	0	1	1	7	0	0	150	129	0	0	3	0	2	1	1	0	0
TORI	13	4	14.36	1.66	0	0	0	0	0	0	0	0	0	3	0	0	129	44	0	0	2	0	2	0	1	0	0
Team Totals:	286	83	16.14	1.52	0	0	0	0	0	0	0	3	10	77	1	0	157	129	0	0	44	1	25	9	6	0	0

Player	Games	Wins	PPD	MPR	9DO	10DO	11DO	12DO	13DO	14DO	15DO	6RO	Hat	LTon	HTon	Ton80	HstTon	HstOut	3BD	Whrse	Assist	Hat	5MR	6MR	7MR	8MR	9MR
<b>THE SWEETDARTS</b>																											
CASSIE STROMLUND	117	17	15.10	1.16	0	0	0	0	0	0	0	0	1	19	0	0	150	50	0	0	11	0	3	4	1	1	0
RENEE BROOKS	117	28	14.87	1.53	0	0	0	0	0	0	0	0	0	18	0	0	136	94	0	0	8	0	9	4	1	1	1
Team Totals:	234	45	14.98	1.34	0	0	0	0	0	0	0	0	1	37	0	0	150	94	0	0	19	0	12	8	2	2	1

### Division MIDDLE, Combined X01/Cricket games, sorted by Team + PPD:

Player	Games	Wins	PPD	MPR	9DO	10DO	11DO	12DO	13DO	14DO	15DO	6RO	Hat	LTon	HTon	Ton80	HstTon	HstOut	3BD	Whrse	Assist	Hat	5MR	6MR	7MR	8MR	9MR
<b>CHAZ AND ANTHONY</b>																											
ANTHONY KRUPKA	143	50	19.57	2.14	0	0	0	0	0	0	0	3	7	67	0	0	150	102	0	2	16	1	20	7	5	0	0
CHAZ BAGUHN	143	37	17.18	1.88	0	0	0	0	1	1	1	3	2	52	0	0	150	105	0	0	25	2	22	4	2	0	0
Team Totals:	286	87	18.37	2.00	0	0	0	0	1	1	1	6	9	119	0	0	150	105	0	2	41	3	42	11	7	0	0
<b>DART NADOS</b>																											
RANDY QUESENBERRY	117	34	17.94	1.87	0	0	0	0	0	0	0	3	1	44	1	0	158	118	0	0	7	2	13	3	1	0	0
MATT MILLER	13	1	16.04	1.32	0	0	0	0	0	0	0	0	0	3	0	0	118	46	0	0	1	0	2	0	0	0	0
GRETA MILLER	104	15	14.16	1.29	0	0	0	0	0	0	0	0	0	10	0	0	120	47	0	0	16	0	2	1	1	0	0
Team Totals:	234	50	16.17	1.58	0	0	0	0	0	0	0	3	1	57	1	0	158	118	0	0	24	2	17	4	2	0	0
<b>DOUBLE DS</b>																											
DAN ROSE	117	26	18.87	1.89	0	0	0	0	0	0	0	4	11	45	0	0	150	109	0	0	3	5	20	8	5	1	2
DALTON SOKOLOSKI	104	9	13.64	1.23	0	0	0	0	0	0	0	0	1	9	1	0	157	52	0	0	13	0	8	3	0	0	0
KATIE BROWN	13	0	12.57	1.25	0	0	0	0	0	0	0	0	0	1	0	0	110	0	0	0	2	0	1	0	0	0	0
Team Totals:	234	35	16.18	1.57	0	0	0	0	0	0	0	4	12	55	1	0	157	109	0	0	18	5	29	11	5	1	2
<b>JO AND MEL</b>																											
JOANNA BAGUHN	143	44	20.10	1.91	0	0	0	0	0	0	0	4	3	79	0	0	150	97	0	0	18	0	16	5	5	0	1
MELISSA RENARD	143	33	17.11	1.69	0	0	0	0	0	0	0	2	5	43	0	0	150	129	0	0	18	1	15	6	3	0	0
Team Totals:	286	77	18.60	1.80	0	0	0	0	0	0	0	6	8	122	0	0	150	129	0	0	36	1	31	11	8	0	1
<b>JUST 1 MORE</b>																											
RODNEY HELDERS	117	29	18.65	1.65	0	0	0	0	0	0	1	0	3	43	0	0	150	134	0	0	9	0	12	3	2	0	0
BOB ROTHAMER	117	17	15.70	1.32	0	0	0	0	0	0	0	0	2	25	1	0	157	82	0	0	11	0	5	4	1	0	0
Team Totals:	234	46	17.17	1.48	0	0	0	0	0	0	1	0	5	68	1	0	157	134	0	0	20	0	17	7	3	0	0
<b>JUST MISSED</b>																											
BRADY BRENNER	143	72	22.60	2.73	0	0	0	0	0	0	1	8	15	109	0	0	150	109	0	1	11	1	44	21	15	0	1
KATIE NELSON	143	21	15.13	1.37	0	0	0	1	0	0	2	0	1	22	0	0	150	120	0	0	35	0	5	3	0	1	0
Team Totals:	286	93	18.87	2.06	0	0	0	1	0	0	3	8	16	131	0	0	150	120	0	1	46	1	49	24	15	1	1
<b>TBA</b>																											
TALAYA CLARK	117	33	19.92	1.76	0	0	0	0	0	0	1	2	6	62	0	0	150	88	0	0	9	1	9	2	1	0	0
JILL PASSOFARO	117	22	15.46	1.57	0	0	0	0	0	0	0	2	0	17	0	0	126	92	1	0	14	0	11	5	0	1	0
Team Totals:	234	55	17.70	1.67	0	0	0	0	0	0	1	4	6	79	0	0	150	92	1	0	23	1	20	7	1	1	0
<b>WICKED GAMES</b>																											
SCOTTIE MCTEER	143	34	18.58	1.85	0	0	0	0	0	0	0	4	7	79	0	0	150	108	0	0	18	0	19	12	1	0	0
CASSANDRA SAUMER	143	42	17.32	1.71	0	0	0	1	0	0	0	1	4	62	0	0	150	101	0	0	14	1	21	8	3	0	0
Team Totals:	286	76	17.95	1.78	0	0	0	1	0	0	0	5	11	141	0	0	150	108	0	0	32	1	40	20	4	0	0

### Division MIDDLEUPPER, Combined X01/Cricket games, sorted by Team + PPD:

Player	Games	Wins	PPD	MPR	9DO	10DO	11DO	12DO	13DO	14DO	15DO	6RO	Hat	LTon	HTon	Ton80	HstTon	HstOut	3BD	Whrse	Assist	Hat	5MR	6MR	7MR	8MR	9MR
<b>ARMED AND HAMMERED</b>																											

Player	Games	Wins	PPD	MPR	9DO	10DO	11DO	12DO	13DO	14DO	15DO	6RO	Hat	LTon	HTon	Ton80	HstTon	HstOut	3BD	Whrse	Assist	Hat	5MR	6MR	7MR	8MR	9MR
CHRIS BARKER	143	54	23.28	2.69	0	0	0	1	0	1	1	12	12	102	0	0	150	130	0	0	8	5	30	14	12	1	1
JESSICA WEEKS	143	23	16.90	1.74	0	1	0	1	0	0	2	6	1	38	0	0	150	91	0	0	26	0	14	7	1	0	0
Team Totals:	286	77	20.12	2.22	0	1	0	2	0	1	3	18	13	140	0	0	150	130	0	0	34	5	44	21	13	1	1
<b>BABY DARTS</b>																											
OSCAR JIMENEZ	117	33	26.34	2.91	0	0	0	0	0	2	3	6	19	113	2	0	160	119	0	0	6	3	35	14	11	2	2
CHRISTINA ALLEN	117	11	15.88	1.35	0	0	0	0	0	0	0	2	2	12	0	0	150	67	0	0	16	0	4	0	0	0	0
Team Totals:	234	44	21.15	2.13	0	0	0	0	0	2	3	8	21	125	2	0	160	119	0	0	22	3	39	14	11	2	2
<b>BULL MAFIA</b>																											
BRANDON BROWN	117	24	21.72	2.41	0	0	0	1	0	0	0	3	9	69	2	1	180	67	0	0	15	4	15	6	5	0	1
DAN EGGEN	104	28	21.65	2.19	0	0	1	0	0	1	1	6	5	69	0	0	150	120	0	1	9	1	12	9	6	0	0
CHAD BROWN	13	0	13.54	0.94	0	0	0	0	0	0	0	0	0	1	0	0	118	0	0	0	1	0	0	0	0	0	0
Team Totals:	234	52	21.26	2.23	0	0	1	1	0	1	1	9	14	139	2	1	180	120	0	1	25	5	27	15	11	0	1
<b>CENTER AND DEEP</b>																											
ANTHONY KING	143	41	25.27	2.58	0	0	0	1	0	1	2	6	28	116	2	0	170	164	0	0	12	3	24	13	11	0	3
JEFF PEIL	143	27	18.54	1.95	0	1	0	0	1	0	0	8	6	54	0	0	150	61	0	0	17	1	15	6	7	0	0
Team Totals:	286	68	21.91	2.26	0	1	0	1	1	1	2	14	34	170	2	0	170	164	0	0	29	4	39	19	18	0	3
<b>CRASH N BURN</b>																											
BRYAN KALLENBACH	117	34	19.94	2.19	0	0	1	0	2	0	2	7	5	59	0	0	150	99	0	0	7	0	14	6	7	0	1
CJ CAMPUZANO	117	22	17.51	1.96	0	0	0	0	0	1	0	7	0	33	0	0	140	88	0	0	19	1	11	7	2	0	0
Team Totals:	234	56	18.72	2.08	0	0	1	0	2	1	2	14	5	92	0	0	150	99	0	0	26	1	25	13	9	0	1
<b>DART VADERS</b>																											
JJ MOSHER	117	36	24.31	2.51	0	0	0	1	2	0	0	9	23	82	0	0	150	103	0	0	8	6	26	10	10	0	0
ANDREW BROWN	117	19	16.75	1.68	0	0	0	0	0	4	0	4	0	31	0	0	120	63	0	0	17	0	7	4	0	0	0
Team Totals:	234	55	20.58	2.09	0	0	0	1	2	4	0	13	23	113	0	0	150	103	0	0	25	6	33	14	10	0	0
<b>SWAT TEAM</b>																											
JASON DUNN	143	54	25.67	2.84	0	0	0	0	2	1	4	7	36	106	1	0	160	120	0	0	7	3	29	22	13	1	2
LEEANN DUNN	143	20	16.34	1.52	0	0	0	0	1	2	2	2	1	22	1	0	158	82	0	0	28	0	9	4	0	1	0
Team Totals:	286	74	21.00	2.16	0	0	0	0	3	3	6	9	37	128	2	0	160	120	0	0	35	3	38	26	13	2	2
<b>THE LINDYS</b>																											
MIKE LINDOW	143	53	26.38	2.58	0	0	0	0	2	3	0	11	19	127	0	0	150	135	0	0	17	3	27	12	9	0	2
JENNY LINDOW	143	38	22.21	2.12	0	0	3	1	0	1	0	9	6	81	0	0	150	120	0	0	27	0	16	9	3	0	1
Team Totals:	286	91	24.31	2.34	0	0	3	1	2	4	0	20	25	208	0	0	150	135	0	0	44	3	43	21	12	0	3

### Division UPPER, Combined X01/Cricket games, sorted by Team + PPD:

Player	Games	Wins	PPD	MPR	9DO	10DO	11DO	12DO	13DO	14DO	15DO	6RO	Hat	LTon	HTon	Ton80	HstTon	HstOut	3BD	Whrse	Assist	Hat	5MR	6MR	7MR	8MR	9MR
<b>BUTCH AND LANCE</b>																											
LANCE CHAPIN	117	26	25.03	2.60	1	1	2	1	1	1	3	3	15	69	1	0	155	155	0	0	9	1	27	8	4	1	1
BRENT BLATTNER	117	29	24.11	2.59	2	0	1	2	4	3	2	3	10	69	0	0	150	128	0	0	12	0	23	8	4	0	0
Team Totals:	234	55	24.57	2.59	3	1	3	3	5	4	5	6	25	138	1	0	155	155	0	0	21	1	50	16	8	1	1
<b>JUST SLIP ER IN</b>																											
WILLIAM WHIPPLE	117	37	33.96	3.80	0	0	1	4	2	5	6	2	48	117	2	0	160	119	0	1	14	8	41	19	24	3	2
NATE LYTLE	117	29	30.27	3.12	0	0	1	4	0	3	7	0	18	97	9	0	171	171	0	0	18	1	28	17	9	0	1
Team Totals:	234	66	32.10	3.47	0	0	2	8	2	8	13	2	66	214	11	0	171	171	0	1	32	9	69	36	33	3	3
<b>NEIGHBOR BANGERS</b>																											
TONY GUSE	117	31	25.34	3.05	1	1	1	2	3	1	3	3	17	88	1	0	160	131	0	0	11	1	19	18	8	0	2
ANDREW ERICKSON	117	24	23.22	2.38	0	0	2	1	0	2	1	4	12	66	0	0	150	87	0	0	11	2	13	4	3	1	0

Player	Games	Wins	PPD	MPR	9DO	10DO	11DO	12DO	13DO	14DO	15DO	6RO	Hat	LTon	HTon	Ton80	HstTon	HstOut	3BD	Whrse	Assist	Hat	5MR	6MR	7MR	8MR	9MR
<i>Team Totals:</i>	234	55	24.29	2.71	1	1	3	3	3	3	4	7	29	154	1	0	160	131	0	0	22	3	32	22	11	1	2
<b>PAT AND BRAD</b>																											
BRAD WESTBERG	104	29	37.64	4.82	0	0	2	7	3	2	4	0	60	69	3	1	180	143	0	2	7	6	41	13	23	3	10
PAT BEYERS	104	16	28.49	3.31	5	0	2	1	0	0	1	0	16	55	2	0	152	152	0	1	11	1	18	4	11	0	4
<i>Team Totals:</i>	208	45	33.12	4.07	5	0	4	8	3	2	5	0	76	124	5	1	180	152	0	3	18	7	59	17	34	3	14
<b>SHAKE AND BAKE</b>																											
BEN WHIPPLE	143	43	34.20	3.93	0	0	4	1	2	2	6	1	37	124	18	9	180	150	0	2	20	3	38	33	19	3	5
CALIN HEHLING	143	36	27.56	2.82	2	1	0	5	2	4	1	2	15	99	4	0	160	150	0	2	26	2	33	11	3	0	1
<i>Team Totals:</i>	286	79	30.86	3.38	2	1	4	6	4	6	7	3	52	223	22	9	180	150	0	4	46	5	71	44	22	3	6
<b>SHEEP HERDER</b>																											
JEREMY ABELL	143	31	26.73	2.94	0	0	1	0	1	4	3	2	32	98	2	1	180	99	0	0	12	7	40	11	13	1	4
BRIAN ABELL	143	24	21.89	2.29	0	0	3	2	1	2	2	3	10	75	0	0	150	82	0	0	17	1	20	8	4	0	1
<i>Team Totals:</i>	286	55	24.33	2.61	0	0	4	2	2	6	5	5	42	173	2	1	180	99	0	0	29	8	60	19	17	1	5
<b>SHOW ME THE BUNNY</b>																											
DAN GRUWELL	143	38	25.63	2.70	1	1	1	1	2	4	4	6	15	87	1	0	153	147	1	0	13	2	23	9	7	0	2
GREG ELLYSON	130	28	22.28	2.71	0	0	1	2	4	0	2	6	4	63	0	0	150	115	0	1	14	0	22	10	5	1	0
BENJAMIN BENNETT	13	1	19.88	2.81	0	0	0	0	0	0	0	0	1	3	0	0	150	0	0	0	1	0	2	0	2	0	0
<i>Team Totals:</i>	286	67	23.83	2.71	1	1	2	3	6	4	6	12	20	153	1	0	153	147	1	1	28	2	47	19	14	1	2
<b>YOSHI AND CARROTS</b>																											
JOSH LEE	130	29	24.28	2.90	0	0	2	1	0	1	1	3	13	77	0	0	150	150	0	0	16	0	26	10	8	0	2
JUSTIN KARRAS	130	38	24.14	2.74	1	1	0	3	2	1	1	9	11	77	3	0	157	148	0	0	16	2	32	11	8	1	1
<i>Team Totals:</i>	260	67	24.21	2.82	1	1	2	4	2	2	2	12	24	154	3	0	157	150	0	0	32	2	58	21	16	1	3

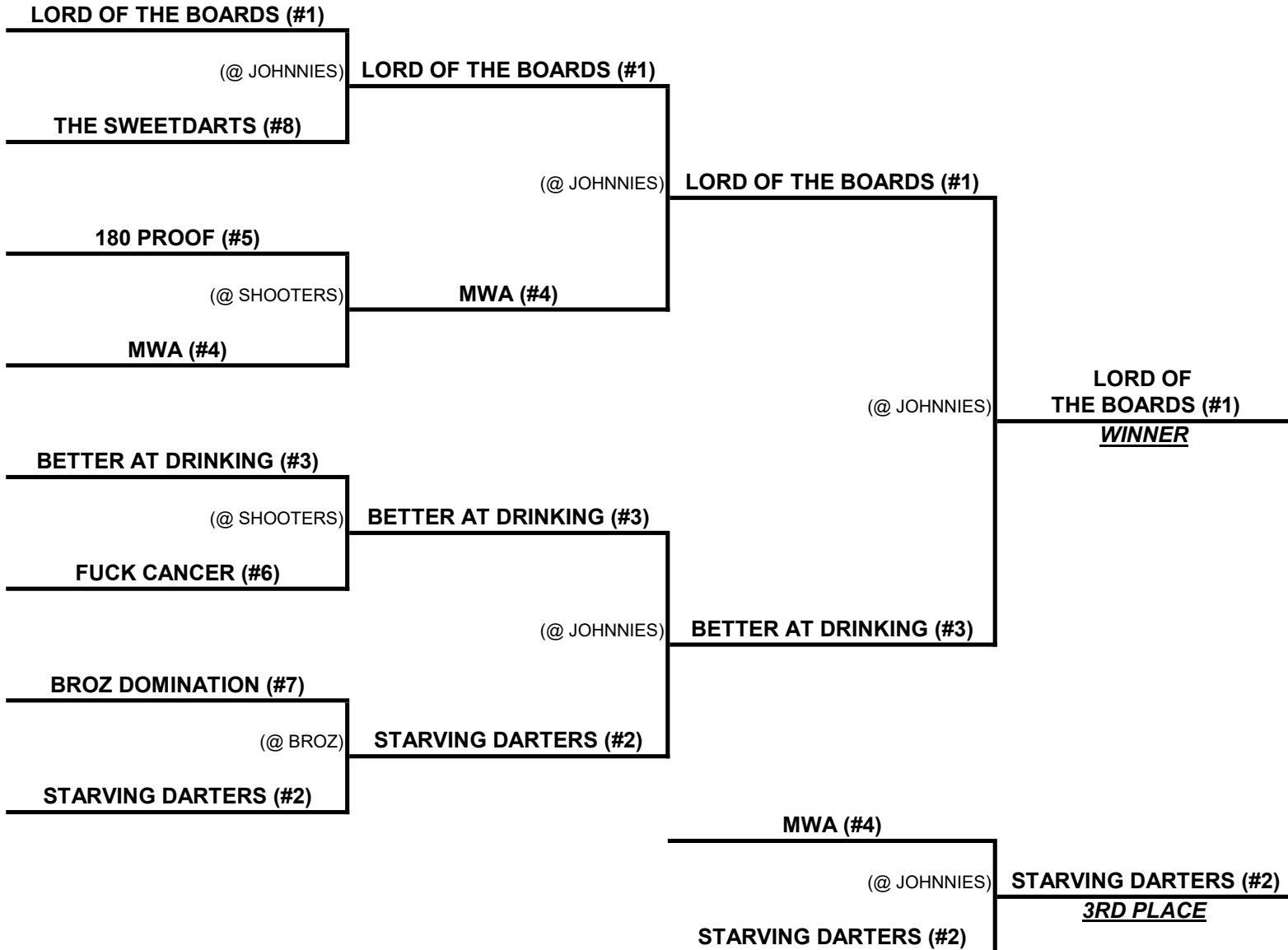
Created by LeagueLeader with ARACHNET™ processing

# RIVER FALLS LOWER SUMMER LEAGUE PLAYOFF BRACKET

8/16/2021

8/23/2021

8/30/2021



\*\*\* HIGHER SEED IS HOME TEAM

\*\*\*FIRST TEAM TO WIN 7 GAMES ADVANCES ON.

\*\*\* MUST HAVE PLAYED AT LEAST 2 WEEKS IN THE REGULAR SEASON TO BE ELIGIBLE FOR PLAYOFFS!

\*\*\* PLEASE PLAY OUT ALL REMAINING GAMES.

\*\*\* IF MATCH IS 6-6 GOING INTO THE 13TH GAME DIDDLE TO SEE WHO GOES FIRST (CLOSET TO THE MIDDLE) PLAY THE 13TH GAME AS THE DART BOARD HAS IT HOWEVER IF THE HOME TEAM WINS THE DIDDLE, PASS PLAYER ONE AND THEN START

# RIVER FALLS MIDDLE SUMMER LEAGUE PLAYOFF BRACKET

8/16/2021

8/23/2021

8/30/2021



\*\*\* HIGHER SEED IS HOME TEAM

\*\*\*FIRST TEAM TO WIN 7 GAMES ADVANCES ON.

\*\*\* MUST HAVE PLAYED AT LEAST 2 WEEKS IN THE REGULAR SEASON TO BE ELIGIBLE FOR PLAYOFFS!

\*\*\* PLEASE PLAY OUT ALL REMAINING GAMES.

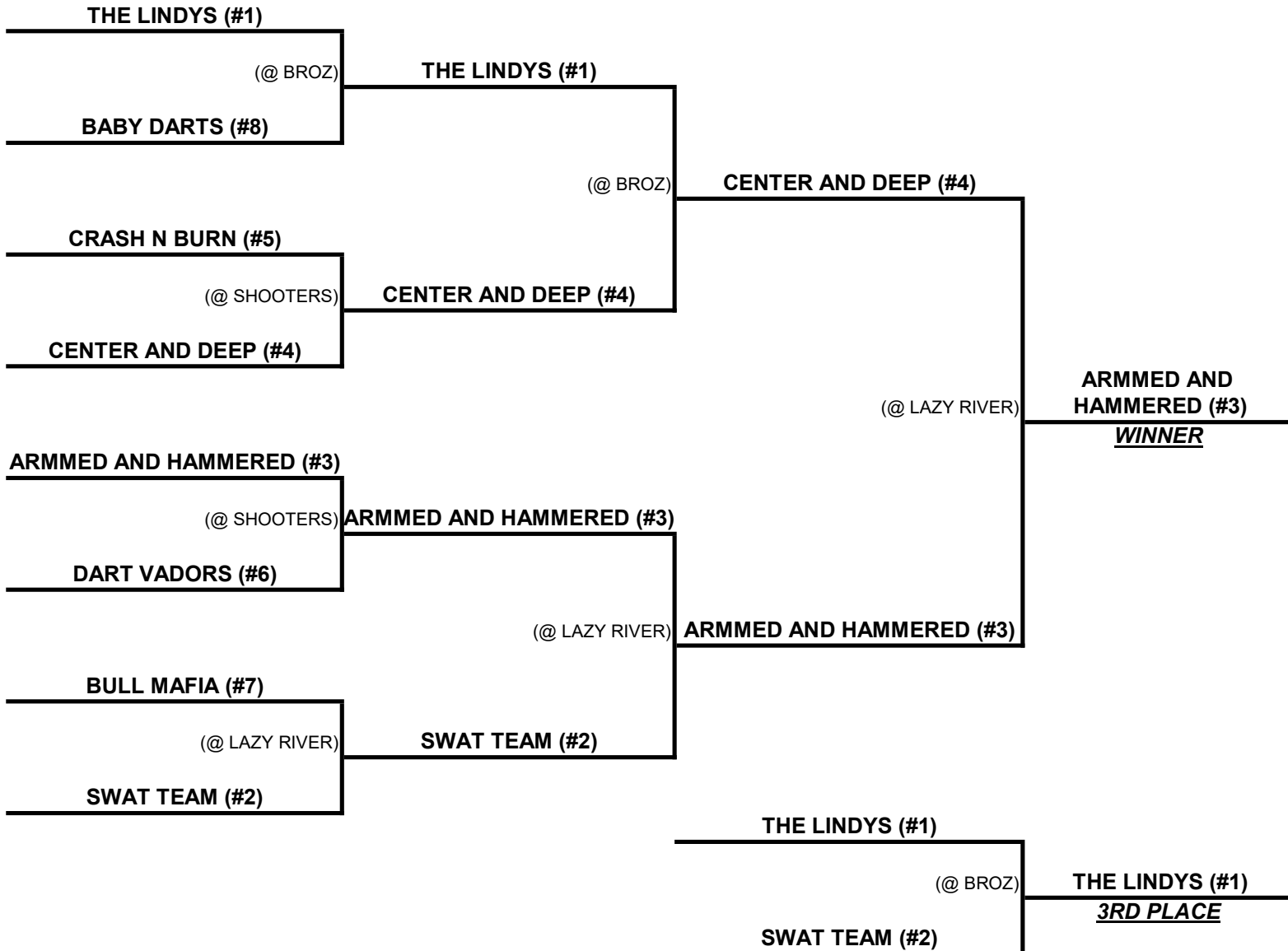
\*\*\* IF MATCH IS 6-6 GOING INTO THE 13TH GAME DIDDLE TO SEE WHO GOES FIRST (CLOSET TO THE MIDDLE) PLAY THE 13TH GAME AS THE DART BOARD HAS IT HOWEVER IF THE HOME TEAM WINS THE DIDDLE, PASS PLAYER ONE AND THEN START

# RIVER FALLS MIDDLE/UPPER SUMMER LEAGUE PLAYOFF BRACKET

8/16/2021

8/23/2021

8/30/2021



\*\*\* HIGHER SEED IS HOME TEAM

\*\*\*FIRST TEAM TO WIN 7 GAMES ADVANCES ON.

\*\*\* MUST HAVE PLAYED AT LEAST 2 WEEKS IN THE REGULAR SEASON TO BE ELIGIBLE FOR PLAYOFFS!

\*\*\* PLEASE PLAY OUT ALL REMAINING GAMES.


\*\*\* IF MATCH IS 6-6 GOING INTO THE 13TH GAME DIDDLE TO SEE WHO GOES FIRST (CLOSET TO THE MIDDLE) PLAY THE 13TH GAME AS THE DART BOARD HAS IT HOWEVER IF THE HOME TEAM WINS THE DIDDLE, PASS PLAYER ONE AND THEN START

# RIVER FALLS UPPER SUMMER LEAGUE PLAYOFF BRACKET

8/16/2021

8/23/2021

8/30/2021



- \*\*\* HIGHER SEED IS HOME TEAM
- \*\*\*FIRST TEAM TO WIN 7 GAMES ADVANCES ON.
- \*\*\* MUST HAVE PLAYED AT LEAST 2 WEEKS IN THE REGULAR SEASON TO BE ELIGIBLE FOR PLAYOFFS!
- \*\*\* PLEASE PLAY OUT ALL REMAINING GAMES.
- \*\*\* IF MATCH IS 6-6 GOING INTO THE 13TH GAME DIDDLE TO SEE WHO GOES FIRST (CLOSET TO THE MIDDLE) PLAY THE 13TH GAME AS THE DART BOARD HAS IT HOWEVER IF THE HOME TEAM WINS THE DIDDLE, PASS PLAYER ONE AND THEN START