



Twin States Music Co.  
 1811 O'Keefe Road  
 Hudson, WI 54016  
 715-386-5491 ph.  
 612-685-0484 cell  
 715-386-5488 fax.



[www.twinstatesmusic.com](http://www.twinstatesmusic.com)

## Location Stats Report for RFSU19 - RIVER FALLS SUMMER 2019

Report Date: 08/20/2019

### League Message

\*\*\* MATCHUPS FOR THE PLAYOFFS (8-26) FOR ALL LEAGUES ARE...  
 UPPER LEAGUE  
 JUST SLIP ER IN(#3) @ BBW(#1) (@ BROZ)  
 SHOW ME THE BUNNY(#4) @ BAD DARTS MORE BEER(#2) (@ BROZ)  
 MIDDLE/UPPER LEAGUE  
 1 PLUS 1(#2) @ QUIZZY N THE DUKE(#1) (@ MELS)  
 SHOOTERS 1(#4) @ MAKE DARTS GREAT AGAIN(#3) (@ SHOOTERS)  
 MIDDLE LEAGUE  
 1ST PLACE CENTER N DEEP(#1)  
 2ND PLACE MIGIZI EYE(#7)  
 3RD PLACE MATTTAY(#3)  
 4TH PLACE BEAUTIFUL DISASTER(#4)  
 LOWER LEAGUE  
 1ST PLACE DARTAHOLICSANONYMOUS(#2)  
 2ND PLACE DARTY MINDS(#1)  
 3RD PLACE WERE THE MILLERS(#5)  
 4TH PLACE SWEETDARTS(#6)

### Team Standings, sorted by Percent Wins

Team	Games	Wins	Losses	Win %
<b>Division: LOWER</b>				
DARTAHOLICSANONYMOUS	143	93	50	65.0
DARTY MINDS	143	86	57	60.1
MELS HONKERS	117	59	58	50.4
WERE THE MILLERS	143	71	72	49.7
DUCKRBHIT	117	56	61	47.9
SWEETDARTS	143	62	81	43.4
AFFAIR WITHTHE DARTS	117	49	68	41.9
TWISTED SISTERS	117	44	73	37.6
<b>Division: MIDDLE</b>				
CENTER N DEEP	143	92	51	64.3
MATTTAY	143	80	63	55.9
CUMMIN TWICE	117	64	53	54.7
BEAUTIFUL DISASTER	143	68	75	47.6
MELS	117	55	62	47.0
JAM	117	53	64	45.3
MIGIZI EYE	143	62	81	43.4
FULL OF BULL SHOOT	117	46	71	39.3
<b>Division: MIDDLE UPPER</b>				
QUIZZY N THE DUKE	143	90	53	62.9
1 PLUS 1	143	84	59	58.7
MAKEDARTS GREATAGAIN	143	77	66	53.8
SHOOTERS 1	143	75	68	52.4
LOCKED AND LOADED	130	65	65	50.0
UNUSUAL CHAOS	130	63	67	48.5
WILSON OLSON	130	60	70	46.2
THAT TEAM	117	50	67	42.7
RANDOM SHOOTERS	130	55	75	42.3
DAN AND JIM	117	44	73	37.6
<b>Division: UPPER</b>				
BBW	143	98	45	68.5
JUST SLIP ER IN	143	80	63	55.9
BAD DARTS MORE BEER	143	76	67	53.1
SHOW ME THE BUNNY	143	72	71	50.3
BEN AND JUSTIN	130	64	66	49.2
BEAT MY MEAT ALSO	130	64	66	49.2
TAD POLES	130	62	68	47.7
MAD HATTERS	130	57	73	43.8
DONT F WITH US	117	50	67	42.7
CANT BEAT MY MEAT	117	40	77	34.2

### Division LOWER, Combined X01/Cricket games, sorted by Team + PPD:

Player	Games	Wins	PPD	MPR	9DO	10DO	11DO	12DO	13DO	14DO	15DO	6RO	Hat	LTon	HTon	Ton80	HstTon	HstOut	3BD	Whrse	Assist	Hat	5MR	6MR	7MR	8MR	9MR
<b>AFFAIR WITHTHE DARTS</b>																											
MICHELLE PLANK	117	32	16.71	1.55	0	0	0	0	0	0	0	1	2	34	0	0	150	124	0	0	9	0	14	4	3	0	0
VICTOR JONES	117	17	15.83	1.45	0	0	0	0	0	0	0	1	23	0	0	16	1	8	2	1	0	0	0	0	0	0	
Team Totals:	234	49	16.28	1.50	0	0	0	0	0	0	0	1	3	57	0	0	150	124	0	0	25	1	22	6	4	0	0
<b>DARTAHOLICSANONYMOUS</b>																											
JASON SINGER	13	7	21.95	1.99	0	0	0	0	0	0	0	1	1	8	0	0	150	77	0	0	1	0	3	0	1	0	0
RICKY KAPPELHOFF	78	23	17.60	1.74	0	0	0	0	0	0	0	1	0	30	1	0	160	63	0	0	8	0	8	5	1	1	0
JILL PASSOFARO	143	43	15.38	1.51	0	0	0	0	0	0	0	3	3	27	1	1	180	114	0	0	24	1	13	4	2	0	0
JEFF	52	20	13.96	1.51	0	0	0	0	0	0	0	0	0	4	0	0	125	59	0	0	8	0	4	1	1	0	0
Team Totals:	286	93	15.92	1.59	0	0	0	0	0	0	0	5	4	69	2	1	180	114	0	0	41	1	28	10	5	1	0
<b>DARTY MINDS</b>																											
BRANDON BROWN	143	48	18.05	1.74	0	0	0	0	0	0	0	0	2	71	1	0	160	100	0	0	18	0	16	6	2	0	1
JULIA OLSON	143	38	15.00	1.51	0	0	0	0	0	0	0	0	2	22	0	0	150	72	0	0	23	1	11	7	1	1	0
Team Totals:	286	86	16.53	1.63	0	0	0	0	0	0	0	0	4	93	1	0	160	100	0	0	41	1	27	13	3	1	1
<b>DUCKRBHIT</b>																											
MIKE BERNER	117	37	17.08	1.65	0	0	0	0	0	0	0	1	4	41	0	0	150	74	0	0	10	0	13	3	3	0	0
NIKKI KING	117	18	13.88	1.20	0	0	0	0	0	0	0	0	0	10	0	0	138	80	0	0	15	0	1	4	2	0	1

Player	Games	Wins	PPD	MFR	9DO	10DO	11DO	12DO	13DO	14DO	15DO	6RO	Hat	LTon	HTon	Ton80	HstTon	HstOut	3BD	Whrse	Assist	Hat	5MR	6MR	7MR	8MR	9MR
<b>Team Totals:</b>	234	55	15.50	1.42	0	0	0	0	0	0	0	1	4	51	0	0	150	80	0	0	25	0	14	7	5	0	1
<b>MELS HONKERS</b>																											
KATIE WEISINGER	78	16	16.98	1.80	0	0	0	0	0	0	0	0	1	21	1	0	157	111	0	0	7	1	8	5	3	1	0
JORDAN KURTZ	65	18	15.86	1.40	0	0	0	0	0	0	0	0	0	12	0	0	125	75	0	0	10	0	5	0	1	0	0
BECKY LEE	91	25	15.78	1.69	0	0	0	0	0	0	0	1	0	24	0	0	121	71	0	0	11	0	10	5	2	0	0
<b>Team Totals:</b>	234	59	16.19	1.64	0	0	0	0	0	0	0	1	1	57	1	0	157	111	0	0	28	1	23	10	6	1	0
<b>SWEETDARTS</b>																											
THERESA CALLANAN	143	35	16.79	1.71	0	0	0	0	0	0	0	0	7	47	0	0	150	91	0	0	11	0	24	6	2	0	0
SHERRI PARMETER	143	28	14.36	1.35	0	0	0	0	0	0	0	0	0	15	0	0	150	88	0	0	18	1	17	4	0	0	0
<b>Team Totals:</b>	286	63	15.56	1.53	0	0	0	0	0	0	0	0	8	62	0	0	150	91	0	0	29	1	41	10	2	0	0
<b>TWISTED SISTERS</b>																											
TANYA PEABODY	117	28	16.25	1.44	0	0	0	0	0	0	0	0	4	34	0	0	150	89	0	0	10	0	13	1	0	0	0
TAYLOR LOKEN	117	15	14.56	1.11	0	0	0	0	0	0	0	0	0	18	0	0	149	45	0	0	7	0	4	1	1	0	0
<b>Team Totals:</b>	234	43	15.40	1.28	0	0	0	0	0	0	0	0	4	52	0	0	150	89	0	0	17	0	17	2	1	0	0
<b>WERE THE MILLERS</b>																											
TIM MILLER	143	55	16.41	1.71	0	0	0	0	0	0	0	0	2	52	0	0	150	71	0	0	6	2	16	5	1	0	2
GRETA MILLER	143	16	14.14	1.29	0	0	0	0	0	0	0	1	0	22	0	0	135	108	0	0	27	0	11	1	1	0	0
<b>Team Totals:</b>	286	71	15.28	1.50	0	0	0	0	0	0	0	1	2	74	0	0	150	108	0	0	33	2	27	6	2	0	2

**Division MIDDLE, Combined X01/Cricket games, sorted by Team + PPD:**

Player	Games	Wins	PPD	MFR	9DO	10DO	11DO	12DO	13DO	14DO	15DO	6RO	Hat	LTon	HTon	Ton80	HstTon	HstOut	3BD	Whrse	Assist	Hat	5MR	6MR	7MR	8MR	9MR
<b>BEAUTIFUL DISASTER</b>																											
NATALIE HANSON	143	42	21.91	2.30	0	0	0	0	0	0	2	6	10	82	0	0	150	102	0	1	9	0	23	9	9	0	1
CASSANDRA SAUMER	143	26	17.75	1.67	0	0	1	0	2	1	0	5	6	43	0	0	150	82	0	0	19	0	12	6	1	0	0
<b>Team Totals:</b>	286	68	19.83	1.99	0	0	1	0	2	1	2	11	16	125	0	0	150	102	0	1	28	0	35	15	10	0	1
<b>CENTER N DEEP</b>																											
DAN CALLANAN	143	47	20.50	2.10	0	0	0	0	0	0	0	8	13	73	0	0	150	102	0	0	25	3	24	7	5	0	0
JEFF PEIL	143	45	19.76	2.05	0	0	0	0	0	1	0	2	8	71	0	0	150	102	0	0	21	0	26	3	1	0	0
<b>Team Totals:</b>	286	92	20.13	2.08	0	0	0	0	0	1	0	10	21	144	0	0	150	102	0	0	46	3	50	10	6	0	0
<b>CUMMIN TWICE</b>																											
DAN KAPPELHOFF	91	38	26.47	2.82	0	0	0	1	0	0	1	10	17	79	3	0	160	142	0	0	12	1	22	7	12	0	0
MATT PASSOFARO	117	24	17.22	1.82	0	0	0	0	0	1	0	3	1	31	0	0	150	59	0	0	17	0	7	4	0	0	0
ALEX	26	2	16.41	1.38	0	0	0	0	0	0	0	0	0	3	0	0	130	30	0	0	5	0	1	0	0	0	0
<b>Team Totals:</b>	234	64	20.54	2.16	0	0	0	1	0	1	1	13	18	113	3	0	160	142	0	0	34	1	30	11	12	0	0
<b>FULL OF BULL SHOOT</b>																											
RODNEY HELDERS	117	30	17.68	1.73	0	0	1	0	0	1	0	2	5	31	0	0	150	102	0	0	6	0	8	8	0	0	0
BOB ROTHAMER	117	15	16.26	1.45	0	0	0	0	0	0	0	2	0	19	0	0	117	75	0	0	12	0	11	3	1	0	0
<b>Team Totals:</b>	234	45	16.97	1.59	0	0	1	0	0	1	0	4	5	50	0	0	150	102	0	0	18	0	19	11	1	0	0
<b>JAM</b>																											
JOANNA BAGUHN	104	31	19.28	2.02	0	0	0	0	0	0	0	2	3	58	0	0	150	75	0	0	8	2	9	15	4	1	0
MELISSA RENARD	117	21	17.23	1.61	0	0	0	0	0	0	0	0	2	26	0	0	150	92	0	0	14	0	13	2	2	0	0
AMY JOHNSON	13	0	14.65	1.36	0	0	0	0	0	0	0	0	0	3	0	0	115	0	0	0	2	0	1	0	0	0	0
<b>Team Totals:</b>	234	52	17.97	1.78	0	0	0	0	0	0	0	2	5	87	0	0	150	92	0	0	24	2	23	17	6	1	0
<b>MATTAY</b>																											
MATT ROMBERG	143	55	23.02	2.34	0	0	0	0	0	2	1	8	17	111	1	0	157	125	0	0	13	0	26	13	7	0	1
TALAYA CLARK	143	25	16.88	1.54	0	0	0	0	0	0	0	3	2	36	1	0	160	67	0	0	23	0	17	4	2	0	0
<b>Team Totals:</b>	286	80	19.96	1.94	0	0	0	0	0	2	1	11	19	147	2	0	160	125	0	0	36	0	43	17	9	0	1
<b>MELS</b>																											
STEVE HENDRICKSON	117	26	20.79	1.97	0	0	0	0	0	0	0	4	9	70	0	0	150	89	0	0	10	1	12	6	1	0	1
GREG CEDERHOLM	117	29	17.75	1.93	0	0	0	0	0	2	2	4	4	27	0	0	150	110	0	0	11	0	11	9	2	1	0
<b>Team Totals:</b>	234	55	19.26	1.95	0	0	0	0	0	2	2	8	13	97	0	0	150	110	0	0	21	1	23	15	3	1	1
<b>MIGIZI EYE</b>																											
DAN ROSE	143	38	20.53	2.27	0	0	0	0	0	2	1	4	11	67	1	0	157	157	0	0	12	1	37	14	7	0	1
PATRICK SHARLOW	143	24	16.90	1.87	0	0	0	0	0	0	0	3	2	38	0	0	150	80	0	0	21	0	18	6	2	0	0
<b>Team Totals:</b>	286	62	18.71	2.07	0	0	0	0	0	2	1	7	13	105	1	0	157	157	0	0	33	1	55	20	9	0	1

**Division MIDDLE UPPER, Combined X01/Cricket games, sorted by Team + PPD:**

Player	Games	Wins	PPD	MFR	9DO	10DO	11DO	12DO	13DO	14DO	15DO	6RO	Hat	LTon	HTon	Ton80	HstTon	HstOut	3BD	Whrse	Assist	Hat	5MR	6MR	7MR	8MR	9MR
<b>1 PLUS 1</b>																											
WILL RICKS	143	46	19.77	2.02	0	0	1	1	1	1	1	6	8	73	0	0	150	108	0	0	14	0	25	3	6	0	0
JOE KERR	143	38	19.15	1.84	0	0	0	0	1	1	2	10	5	54	0	0	150	120	0	0	22	0	18	7	0	0	0
<b>Team Totals:</b>	286	84	19.46	1.93	0	0	1	1	2	2	3	16	13	127	0	0	150	120	0	0	36	0	43	10	6	0	0
<b>DAN AND JIM</b>																											
DAN WILSON	117	23	21.37	2.12	0	0	0	2	1	1	0	3	10	61	1	0	160	128	0	0	10	0	17	7	3	0	0
JIM OLSON	117	21	19.07	1.81	0	0	0	0	2	1	0	3	2	37	0	0	150	122	0	0	9	1	10	6	1	0	0
<b>Team Totals:</b>	234	44	20.22	1.97	0	0	0	2	3	2	0	6	12	98	1	0	160	128	0	0	19	1	27	13	4	0	0
<b>LOCKED AND LOADED</b>																											
CORY PEABODY	130	34	22.02	2.21	0	0	0	0	0	0	3	9	6	73	1	0	157	94	0	0	14	0	16	8	2	0	0
DAN EGGEN	130	31	21.53	2.14	0	0	0	0	0	0	1	8	10	74	0	0	150	109	0	0	14	2	18	8	3	0	1
<b></b>																											

Player	Games	Wins	PPD	MPR	9DO	10DO	11DO	12DO	13DO	14DO	15DO	6RO	Hat	LTon	HTon	Ton80	HstTon	HstOut	3BD	Whrse	Assist	Hat	5MR	6MR	7MR	8MR	9MR
<b>SHOOTERS 1</b>																											
JOSH LEE	143	42	25.30	2.48	0	0	0	2	1	3	0	7	11	112	7	0	157	151	0	2	19	1	27	16	4	0	2
CASEY SAVALL	143	33	25.26	2.45	0	0	0	1	0	0	1	5	22	107	0	0	150	150	0	0	21	2	26	8	9	0	1
Team Totals:	286	75	25.28	2.47	0	0	0	3	1	3	1	12	33	219	7	0	157	151	0	2	40	3	53	24	13	0	3
<b>THAT TEAM</b>																											
MIKE LINDOW	104	36	26.80	2.81	0	0	0	0	0	1	2	3	16	86	0	0	150	145	0	2	4	4	18	12	10	0	0
SCOTT MITCHELL	13	2	23.30	2.89	0	0	0	0	0	0	0	0	1	11	0	0	150	0	0	0	1	0	3	2	3	0	0
JENNY LINDOW	117	12	20.04	2.19	0	0	0	1	0	0	0	3	4	39	0	0	150	92	0	0	24	0	16	6	3	0	0
Team Totals:	234	50	23.31	2.51	0	0	0	1	0	1	2	6	21	136	0	0	150	145	0	2	29	4	37	20	16	0	0
<b>UNUSUAL CHAOS</b>																											
JEREMY ABELL	130	49	26.56	2.98	0	0	0	0	1	2	2	9	32	107	0	0	150	134	0	0	7	1	32	16	21	0	2
SCOTTIE MCTEER	130	14	16.47	1.83	0	0	0	1	0	1	1	2	1	23	0	0	150	65	0	0	23	0	15	4	2	1	0
Team Totals:	260	63	21.49	2.41	0	0	0	1	1	3	3	11	33	130	0	0	150	134	0	0	30	1	47	20	23	1	2
<b>WILSON OLSON</b>																											
LAURIE OLSON	130	41	20.60	2.23	0	0	0	0	0	1	0	6	11	72	0	0	150	140	0	0	8	0	15	9	4	0	0
CATHY FILLA	13	2	19.44	1.77	0	0	0	0	0	0	0	0	1	7	0	0	150	0	0	0	2	0	2	1	1	0	0
TANYA WILSON	117	17	17.78	1.85	0	0	0	1	1	0	0	2	1	35	0	0	150	98	0	0	17	0	15	6	0	0	0
Team Totals:	260	60	19.30	2.03	0	0	0	1	1	1	0	8	13	114	0	0	150	140	0	0	27	0	32	16	5	0	0

**Division UPPER, Combined X01/Cricket games, sorted by Team + PPD:**

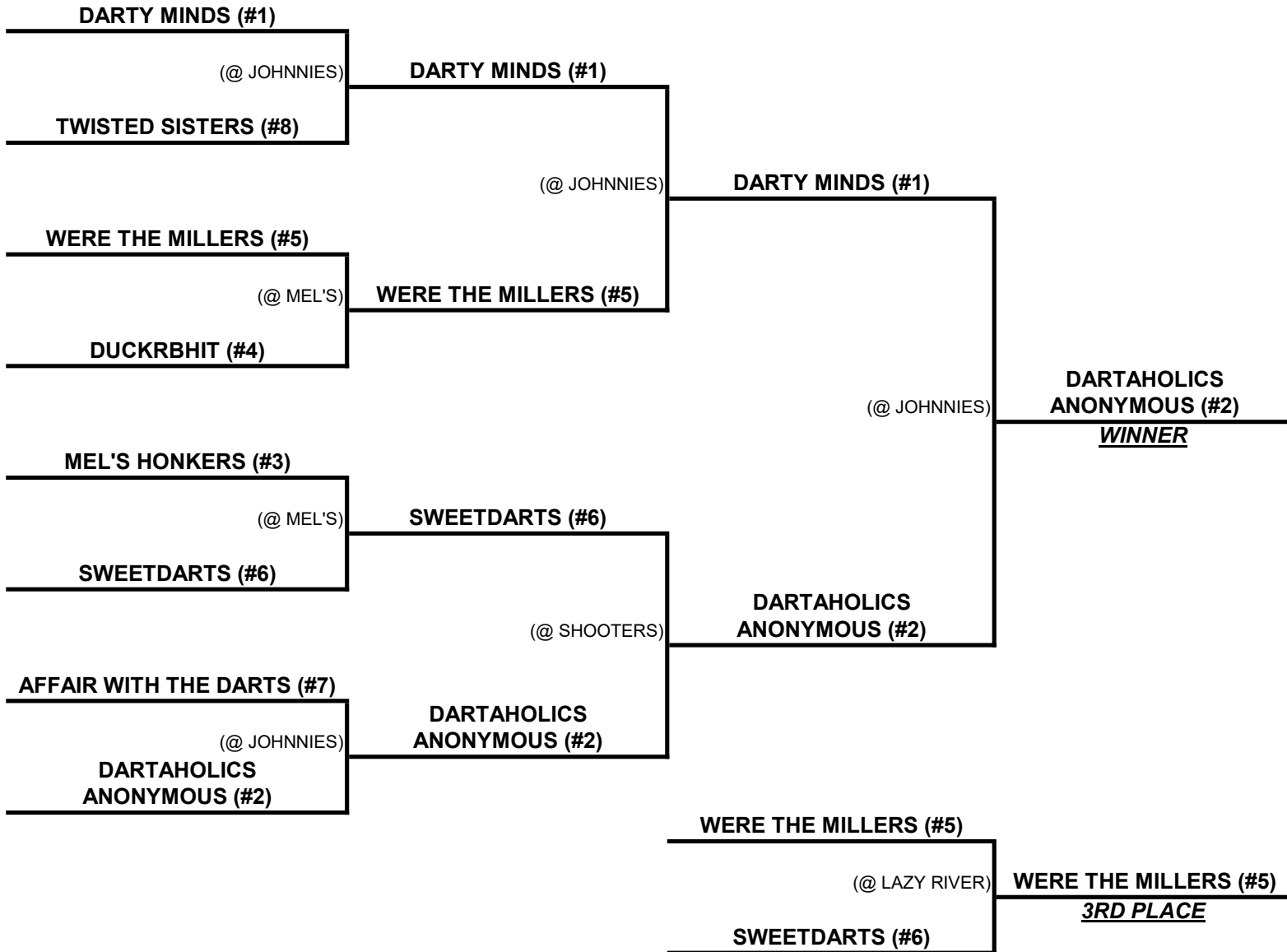
Player	Games	Wins	PPD	MPR	9DO	10DO	11DO	12DO	13DO	14DO	15DO	6RO	Hat	LTon	HTon	Ton80	HstTon	HstOut	3BD	Whrse	Assist	Hat	5MR	6MR	7MR	8MR	9MR
<b>BAD DARTS MORE BEER</b>																											
GREG BUZZO	143	45	32.46	3.77	0	0	0	3	2	4	8	7	42	143	5	1	180	160	0	3	17	4	44	17	15	3	6
JAKE RAEBEL	130	31	28.08	3.35	0	0	0	1	2	1	7	3	24	103	1	0	157	157	0	0	20	1	33	16	17	0	2
COLE KUESEL	13	0	27.11	3.08	0	0	0	0	0	0	0	0	2	9	0	0	150	0	0	0	1	1	3	1	2	0	0
Team Totals:	286	76	30.24	3.55	0	0	0	4	4	5	15	10	68	255	6	1	180	160	0	3	38	6	80	34	34	3	8
<b>BBW</b>																											
BRAD WESTBERG	143	62	37.58	4.53	0	4	5	10	0	3	2	1	86	111	9	3	180	138	0	4	12	12	61	31	38	6	9
BRENT BLATTNER	143	36	23.85	2.52	3	1	6	5	1	4	1	1	12	64	0	0	150	118	0	0	37	0	15	8	5	0	2
Team Totals:	286	98	30.73	3.53	3	5	11	15	1	7	3	2	98	175	9	3	180	138	0	4	49	12	76	39	43	6	11
<b>BEAT MY MEAT ALSO</b>																											
ROBBIE LAWSON	130	37	26.92	3.15	0	0	1	1	1	5	2	8	26	104	1	0	157	113	0	1	14	2	39	21	18	0	2
CALIN HEHLING	130	26	26.30	2.85	0	0	0	1	1	2	0	6	14	100	2	2	180	118	0	0	18	3	24	14	15	0	1
Team Totals:	260	63	26.62	3.00	0	0	1	2	2	7	2	14	40	204	3	2	180	118	0	1	32	5	63	35	33	0	3
<b>BEN AND JUSTIN</b>																											
PHIL BLEILE	13	4	28.38	3.29	0	0	0	0	0	0	0	2	2	8	0	0	150	58	0	0	2	0	5	1	1	0	0
BENJAMIN BENNETT	130	36	28.17	3.25	0	0	0	2	2	4	4	3	25	110	0	0	150	112	0	1	8	6	37	20	11	1	5
JUSTIN KARRAS	117	24	26.49	2.84	0	2	0	2	3	2	2	5	19	83	0	0	150	130	0	0	17	1	19	7	14	0	4
Team Totals:	260	64	27.43	3.07	0	2	0	4	5	6	6	10	46	201	0	0	150	130	0	1	27	7	61	28	26	1	9
<b>CANT BEAT MY MEAT</b>																											
BEN WHIPPLE	117	22	31.76	3.45	0	0	0	1	1	2	2	2	44	98	3	1	180	119	0	0	9	7	43	13	20	0	2
RYAN RIKER	117	18	23.33	2.58	0	0	3	1	1	1	2	1	11	57	0	0	150	95	0	0	10	2	14	8	5	0	1
Team Totals:	234	40	27.53	3.02	0	0	3	2	2	3	4	3	55	155	3	1	180	119	0	0	19	9	57	21	25	0	3
<b>DONT F WITH US</b>																											
RAY HALLAS	117	26	23.69	2.62	0	0	2	1	5	1	1	5	20	60	0	0	150	150	0	0	10	5	22	11	6	0	2
OSCAR JIMENEZ	117	24	22.27	2.48	0	3	1	2	0	2	0	2	10	49	1	0	160	88	0	0	9	3	18	10	7	0	1
Team Totals:	234	50	22.97	2.55	0	3	3	3	5	3	1	7	30	109	1	0	160	150	0	0	19	8	40	21	13	0	3
<b>JUST SLIP ER IN</b>																											
WILLIAM WHIPPLE	143	50	33.21	3.84	0	0	1	5	5	3	9	0	51	139	4	0	164	164	0	2	18	7	37	17	31	0	3
NATE LYTLE	143	30	28.21	2.91	0	1	2	2	1	4	1	2	25	113	0	0	150	147	0	0	27	7	30	11	5	0	2
Team Totals:	286	80	30.73	3.37	0	1	3	7	6	7	10	2	76	252	4	0	164	164	0	2	45	14	67	28	36	0	5
<b>MAD HATTERS</b>																											
BOUDY VIER	117	29	25.61	2.86	0	0	1	4	0	3	2	2	8	90	2	0	160	140	0	1	14	1	29	10	7	0	1
DUANE PAYNE	104	23	24.85	2.88	0	0	1	1	2	1	1	3	8	62	2	0	160	150	0	1	11	2	24	14	10	0	2
DAVE STOFFEL	26	4	24.65	3.14	0	0	0	0	0	0	0	1	2	17	0	0	150	89	0	1	4	0	2	4	3	0	1
COLE	13	1	21.36	2.71	0	0	0	0	0	0	1	0	1	2	0	0	150	103	0	0	0	0	3	1	1	0	0
Team Totals:	260	57	25.02	2.89	0	0	2	5	2	4	4	6	19	171	4	0	160	150	0	3	29	3	58	29	21	0	4
<b>SHOW ME THE BUNNY</b>																											
DAN GRUWELL	143	37	23.30	2.55	2	0	2	1	0	5	3	9	12	84	0	0	150	148	0	0	13	0	21	10	8	1	0
GREG ELLYSON	143	35	22.92	2.61	0	0	2	5	1	1	4	2	13	68	0	0	150	119	0	1	12	3	27	12	13	0	1
Team Totals:	286	72	23.11	2.58	2	0	4	6	1	6	7	11	25	152	0	0	150	148	0	1	25	3	48	22	21	1	1
<b>TAD POLES</b>																											
MARK HOFFMAN	13	1	28.63	2.63	0	0	0	0	0	0	1	0	5	10	0	0	150	117	0	0	1	0	3	0	1	0	0
TRENT DULLEA	117	37	27.26	2.99	0	0	0	6	1	4	1	7	27	92	1	0	160	150	0	0	7	2	31	21	5	0	0
DILLON SCHAEFFER	130	24	23.76	2.68	0	0	1	2	1	3	3	5	18	70	1	0	151	112	0	0	15	0	23	7	9	0	2
Team Totals:	260	62	25.58	2.82	0	0	1	8	2	7	5	12	50	172	2	0	160	150	0	0	23	2	57	28	15	0	2

# RIVER FALLS LOWER SUMMER LEAGUE PLAYOFF BRACKET

8/5/2019

8/12/2019

8/19/2019



\*\*\* HIGHER SEED IS HOME TEAM

\*\*\*FIRST TEAM TO WIN 7 GAMES ADVANCES ON.

\*\*\* MUST HAVE PLAYED AT LEAST 2 WEEKS IN THE REGULAR SEASON TO BE ELIGIBLE FOR PLAYOFFS!

\*\*\* PLEASE PLAY OUT ALL REMAINING GAMES.

\*\*\* IF MATCH IS 6-6 GOING INTO THE 13TH GAME DIDDLE TO SEE WHO GOES FIRST (CLOSET TO THE MIDDLE) PLAY THE 13TH GAME AS THE DART BOARD HAS IT HOWEVER IF THE HOME TEAM WINS THE DIDDLE, PASS PLAYER ONE AND THEN START

# RIVER FALLS MIDDLE SUMMER LEAGUE PLAYOFF BRACKET

8/5/2019

8/12/2019

8/19/2019

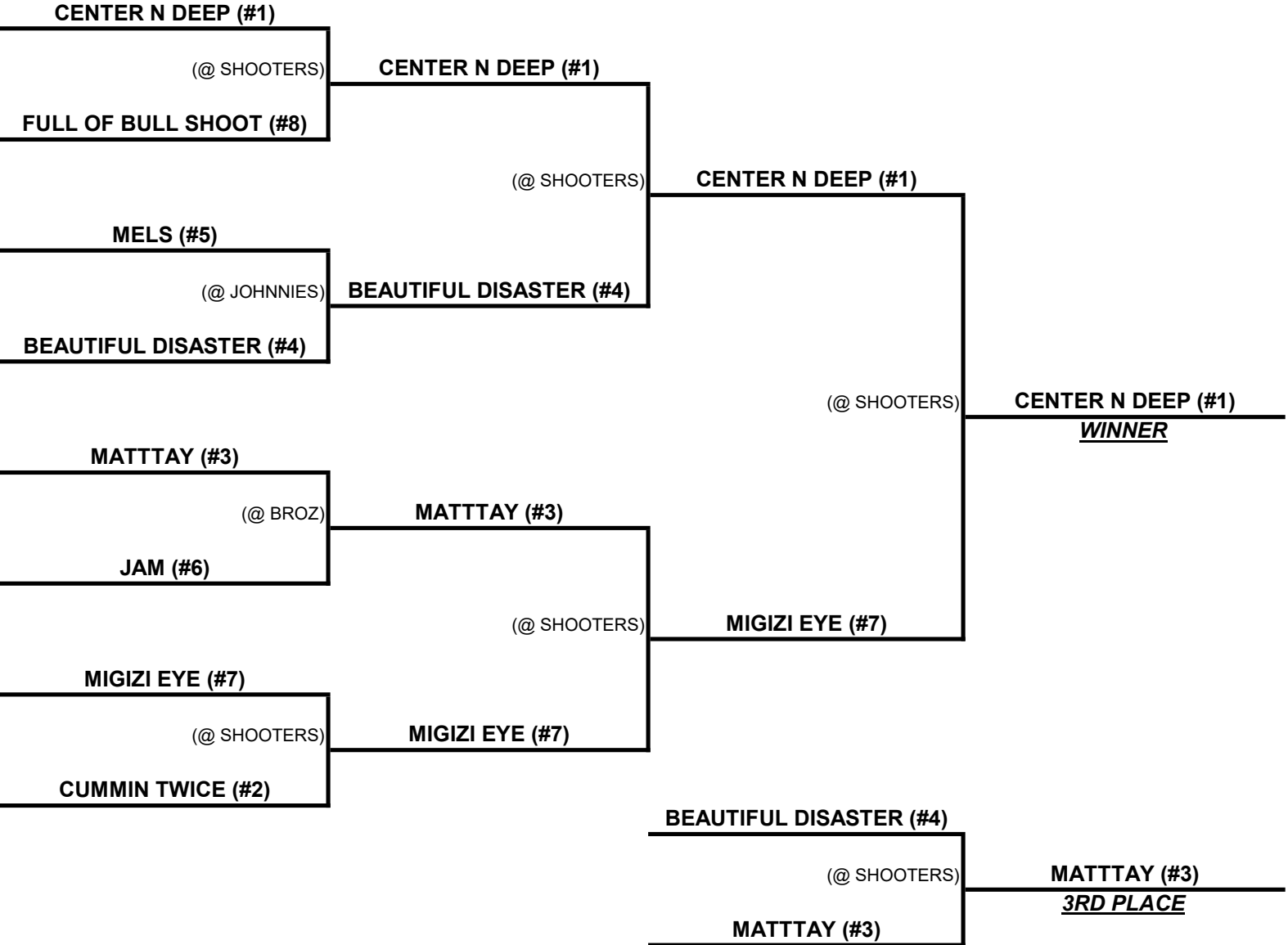
\*\*\* HIGHER SEED IS HOME TEAM

\*\*\*FIRST TEAM TO WIN 7 GAMES ADVANCES ON.

\*\*\* MUST HAVE PLAYED AT LEAST 2 WEEKS IN THE REGULAR SEASON TO BE ELIGIBLE FOR PLAYOFFS!

\*\*\* PLEASE PLAY OUT ALL REMAINING GAMES.

\*\*\* IF MATCH IS 6-6 GOING INTO THE 13TH GAME DIDDLE TO SEE WHO GOES FIRST (CLOSET TO THE MIDDLE) PLAY THE 13TH GAME AS THE DART BOARD HAS IT HOWEVER IF THE HOME TEAM WINS THE DIDDLE, PASS PLAYER ONE AND THEN START



# RIVER FALLS UPPER SUMMER LEAGUE PLAYOFF BRACKET

8/12/2019

8/19/2019

8/26/2019

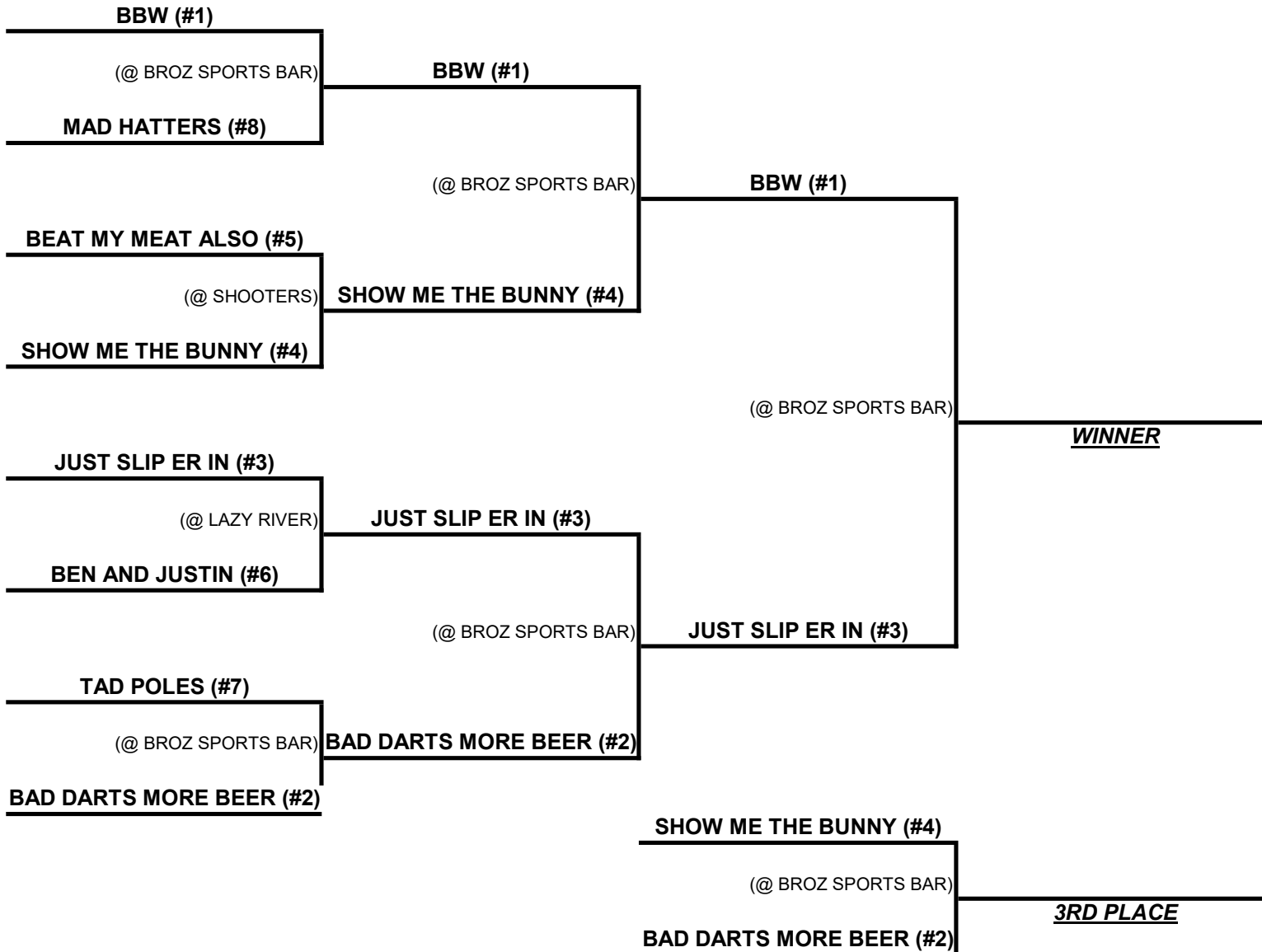
\*\*\* HIGHER SEED IS HOME TEAM

\*\*\*FIRST TEAM TO WIN 7 GAMES ADVANCES ON.

\*\*\* MUST HAVE PLAYED AT LEAST 2 WEEKS IN THE REGULAR SEASON TO BE ELIGIBLE FOR PLAYOFFS!

\*\*\* PLEASE PLAY OUT ALL REMAINING GAMES.

\*\*\* IF MATCH IS 6-6 GOING INTO THE 13TH GAME DIDDLE TO SEE WHO GOES FIRST (CLOSET TO THE MIDDLE) PLAY THE 13TH GAME AS THE DART BOARD HAS IT HOWEVER IF THE HOME TEAM WINS THE DIDDLE, PASS PLAYER ONE AND THEN START



**WINNER**

**3RD PLACE**